

SCUOLA SUPERIORE INTERNAZIONALE
DI MEDICINA VETERINARIA OMEOPATICA
" RITA ZANCHI" - CORTONA (AR) -

www.omeovet.net




*LIVELLI DI APPLICABILITA'
DELL'OMEOPATIA IN MEDICINA
VETERINARIA*

*Estratto dal
5th European Congress
for Integrative Veterinary Medicine
21 - 22 settembre 2012 Firenze*

Breeders and pets treatment


AA.: dr. M. Testadura dr. M. Dodesini dr M. Sciarri

English translation by Vitali Marisa




HOMEOPATHIC VETERINARY MEDICINE AND ITS APPLICATION LEVELS IN BREEDERS AND PETS PREVENTION AND TREATMENT.

- *Homeopathic veterinary medicine must be considered as a medical methodology interesting for both public and private health, for its peculiar and attractive performance, that allows a great saving money: a remarkable financial saving in relation to the present critical economic and social situation.*




HOMEOPATHIC VETERINARY MEDICINE AND ITS APPLICATION LEVELS IN BREEDERS AND PETS PREVENTION AND TREATMENT.

- *In relation to alimentary security and animal wealth, Public Health priority, Homeopathy is definitely reliable as prevention and therapy for primary breeding factories. As a matter of fact this methodology, being completely without any pharmacological active molecule, is the best method to produce foodstuffs of animal origin without additional molecules and, for the same reason, to protect the natural habitat. Also, as it is a holistic medicine, it places as basis for its methodology, the ethic respect for psychical and physical wealth of any creature, therefore the animal wealth is seen as centrality of farming conditions.*




HOMEOPATHIC VETERINARY MEDICINE AND ITS APPLICATION LEVELS IN BREEDERS AND PETS PREVENTION AND TREATMENT.

- *Homoeopathic technique is a valid instrument not only for pet prevention and therapy, but also, and especially, as a method for behavioural understanding of our animals; a determinant element to handle the emotional management and relationship between human and animal and in pet-therapy.*




HOMEOPATHIC VETERINARY MEDICINE AND ITS APPLICATION LEVELS IN BREEDERS AND PETS PREVENTION AND TREATMENT.

- *Consequently it is clear the therapist need to have a specific training to use Homeopathy in his contest, especially for the homeopathic veterinary who must face different pathologies of various species and with an extremely different biological cycle related to very various parameters (enviromental, physio-pathological, behavioural...).*



HOMEOPATHIC VETERINARY MEDICINE AND ITS APPLICATION LEVELS IN BREEDERS AND PETS PREVENTION AND TREATMENT.


Here then the homeopathic veterinary must be able to use and value all signs and symptoms showed by the patient, putting into practice all the therapeutic possibilities offered by the homeopathic methodologies, from the deep mental nucleus to the organotropism of the homeopathic remedies.



HOMEOPATHIC VETERINARY MEDICINE AND ITS APPLICATION LEVELS IN BREEDERS AND PETS PREVENTION AND TREATMENT.


Any medical methodology comes from a set of conditions on the health and disease, as well as from the process prophylactic - therapeutic.

The homeopathic methodology, also in Veterinary Medicine, is based on the interpretation of symptoms in "vitalistic" terms (presence in every body of the vital energy, first "moviens" of homeostasis and of all biological processes and in terms) and "monistic" terms (intimate union of the individual psyche and soma) and it is based on a "corpus doctrinarius" or set of rules and principles coming from the two hundred years old clinical-therapeutical-preventive experience, giving origine to its original and essential concept of the sick patient and of the disease.



HOMEOPATHIC VETERINARY MEDICINE AND ITS APPLICATION LEVELS IN BREEDERS AND PETS PREVENTION AND TREATMENT.

The methodology makes use of the search, by analogy, of the symptoms of a remedy as similar as possible to similarity and potency, to the patient disease and can be applied with various techniques that in any way consider the biological entity as a whole, by analyzing the totality of the symptoms, but being careful to extrapolate the symptoms that characterize the individual: peculiarity of signs and individual symptoms and not of the disease



HOMEOPATHIC VETERINARY MEDICINE AND ITS APPLICATION LEVELS IN BREEDERS AND PETS PREVENTION AND TREATMENT.

Entering into the veterinary homeopathic methodology it is necessary to remember that its application requires the following medical procedures:


CLINICAL DIAGNOSIS: *official method for pathological diagnosis, or the classification of morbid disease;*

CLINICAL PROGNOSIS: *summary of functional or lesional with relative disease trend prognostic formulation;*

HOMEOPATHIC DIAGNOSIS: *combines and enhances the allopathic one to determine the analogy of the corresponding selected homeopathic medicine similarity to the pathological outline. For this purpose it is essential the traditional semiotic or semiology complemented by the homeopathical one.*

HOMEOPATHIC PROGNOSIS: *methodological fundamental that consists of a prognostic before dispensing, for the choice of the remedy dynamization, and then it allows a correct handling of the case based on the evolution of the signs and symptoms of the pathological outline.*

HANDLING AFTER THE FIRST DISPENSING, *that is the knowledge that allows us to follow the evolution of the case.*




HOMEOPATHIC VETERINARY MEDICINE AND ITS APPLICATION LEVELS IN BREEDERS AND PETS PREVENTION AND TREATMENT.

The applied homeopathic methodologies are essentially three:

***UNICISM**, research of the individual simillimum and dispensing of only one remedy at a time:*

- Perfect symptoms match = SIMILLIMUM*
- Good symptoms match = SIMILAR;*
- Some symptoms match = SAME*




HOMEOPATHIC VETERINARY MEDICINE AND ITS APPLICATION LEVELS IN BREEDERS AND PETS PREVENTION AND TREATMENT.

It is possible to recognize three levels of applicability of the homeopathic veterinary medicine:

FIRST LEVEL, possible during acute diseases or with animals with short life cycle (chickens, aquaculture, etc..) using the knowledge of homeopathic medicines about their:

- Etiology (homeopathic) of the disease
- Organotropism of the homeopathic medicines
- Physio-biology of the homeopathic medicines

In these cases, prevalence of medium/medium-high potency dilutions grads based on the similarity with the selected remedy in the presence of a clear etiology (eg trauma), of low and medium potency dilutions grads and / or kerkosoviane ones in the organotropic and physiobiological use.



HOMEOPATHIC VETERINARY MEDICINE AND ITS APPLICATION LEVELS IN BREEDERS AND PETS PREVENTION AND TREATMENT.

SECOND LEVEL: possible with single subject or breeding:


- gather of objective symptoms at all levels (**Anamnesis**)
- identification of the problem (**Clinical Diagnosis**)
- identification of the corresponding homeopathic medicine (**Homeopathic Diagnosis**) evaluation of the pathology (**Clinical Prognosis**)
- evaluation of similarity (**Homeopathic Prognosis**)

In these prevailing cases use dilutions grads or korkosoviane dilutions during acute and LM dilutions during chronic with potencies strictly related to the similarity of the selected remedy.



HOMEOPATHIC VETERINARY MEDICINE AND ITS APPLICATION LEVELS IN BREEDERS AND PETS PREVENTION AND TREATMENT.

- **THIRD LEVEL**, CONCEPT EXTENSION OF GENETIC “SIMILLIMUM” WITH STUDY AND EXTRAPOLATION OF THE SIGNS AND SYMPTOMS IN RELATION TO:
 - INFORMATION SOURCES (ETHOLOGY OF THE SPECIES, BREEDING TECHNIQUES, DISEASE SPECIFIC SPECIES);
 - GENETIC SELECTION (SELECTION ACTING ON GENOTYPE AND PHENOTYPE, REPRODUCIBILITY OF THE GENETIC CHARACTERISTICS);
 - REPRODUCIBLE AND REPEATABLE MODEL IN ALL ECOSYSTEMS.



VETERINARY HOMEOPATHY FIRST LEVEL

- Industrial cattle-breeding specialized in the production of high quality milk.


Anamnesis

Cow six years old; natural birth from 78 days.

Suddenly, during lactation, stopped feeding and drinking; the milk production decreased from 36 liters to 3 liters / day, immediately sent to infirmary.

Semiotics and Clinical Diagnosis

- Temperature 39.7; pulse and respiratory rate increased.
- Positive test of the wither with pain stronger in the reticulum area.
- **Diagnosis:** traumatic reticulitis caused by foreign body with probable peritoneal infection.




VETERINARY HOMEOPATHY FIRST LEVEL

Clinical prognosis

Lesional, severe for the hyperacute symptomatology and localization of the foreign body (contiguity of the peritoneum and proximity of the pericardium) with more favourable assessment if the therapeutic response is positive within the first 24-48 from the therapeutical treatment with return to the production cycle within 7-10 days.

Allopathic Therapy

The therapy may be surgical (removal of the foreign body), but the preferable one is the conservative pharmacological with the aim to remove the inflammatory process and to "encapsulate" with connective tissue the foreign body. To this end, together with a strict diet, cotramixazolo and / or sulfonamide e / v or intraperitoneally; penicillin and streptomycin i / m are dispensed, at high dosage.




VETERINARY HOMEOPATHY FIRST LEVEL

Homeopathic Diagnosis - Collection of signs and symptoms

Direct observation: motionless cow with firmly painful position with bended back, head extended on the neck, low ears, hackles, anxious look; flabby breast, hollow flanks both in relation with the rumen and of the right contralateral side . Stimulated to the movement, stops with the first step raising the column further (expression of intense pain) refusing to move despite the solicitations. **No anamnestic, characterial and peculiar data of some use for the diagnosis of the remedy**

It is possible to use a homeopathic remedy that stimulates hematopoiesis (severe, white in particular) and, therefore, facilitates the production of granulation tissue. This remedy, Hepar Sulphur, also has the peculiarity to manifest, at low dilutions, a marked action centrifuge (during suppurative processes it facilitates the fluidification and discharge of pus) while, on the contrary, at high dilutions it tends to facilitate the production of cicatricial tissue with a tendency to encapsulate foreign bodies.




VETERINARY HOMEOPATHY FIRST LEVEL

Evolution

- The cow within 24 hours restores the great organic functions, begins feeding and ruminating, and after 48 hours the production cycle again.

Follow-up

After three years the cow was culled for sterility, without relapses due to the foreign body disease.




PRACTICAL EXAMPLE OF VETERINARY HOMEOPATHY APPLICATION



SECOND LEVEL VETERINARY HOMEOPATHY

dr. Lorenzo Rossi – Modena

RIGHT LEG LESION



HOMEOPATHIC VETERINARY MEDICINE



CLINICAL DIAGNOSIS: TRAUMATIC LESION TO THE TIBIAL NERVE.

CLINICAL PROGNOSIS: there is no specific therapy but resting and palliative cures with VitamineB12 and neurotropic. Danger list with modest possibilities of lesion recovery, even if in the literature, are referred spontaneous healings.


M.S.M.V. (Minimum Syndrome Maximum Value)

Choice of the homeopathic signs and symptoms:

paralys lower limbs injures, after - extremities, injures nerves - injures nerves

HOMEOPATHIC DIAGNOSIS: HYPERICUM

HOMEOPATHIC PROGNOSIS: Well precise symptoms leading to a single remedy. CH or K. High dynamizations .




PRESCRIPTION



13.06.2011

**HPERICUM XMK every 8 hours for 3
times.**

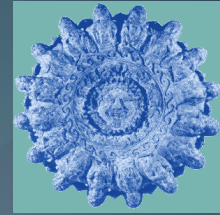


after



SECOND LEVEL VETERINARY HOMEOPATHY

dr. Mauro Dodesini – Bergamo



Species: dog

Breed: Terranova


Weighing: Kg 60

Nawas born: 11/01/1997

Age: 6 years and 9 months

Byron





DIAGNOSIS

CLINICAL DIAGNOSIS


X-rays detects large thickening of the left caudal nasal cavity.
Rhinoscopy report: purulent exudation in relation to the ethmoid bones, after the exudate aspiration seen the presence of a small neoformation originating from the ethmoid bones protruding the common nasal meatus

•

Biopsy: HEMANGIOSARCOMA

L'esame radiografico rileva esteso ispessimento della cavità nasale caudale sinistra.

Referto rinoscopia: essudazione purulenta in corrispondenza dei cornetti etmoidali; dopo aspirazione dell'essudato si riconosce la presenza di una piccola neoformazione originante dai cornetti etmoidali sinistri aggettante nel meato nasale comune.




DIAGNOSIS

- Neoplasm resulting from endothelial cells; group of tumors derived from the bone marrow - Endothelial cells originate from marrow stromal cells that differ along the hemangioblast line. Neoplasm that can affect any anatomic organ: Spleen. Right Heart skin and subcutaneous, Retroperitoneum bone, Eye, Penis, Oral Mucosa, Urethra, Kidney.
- The hemangiosarcoma affects, usually, adult dogs (from 6 to 13 years) even if can happen to see it in dogs less than one year old.

Homeopathic Diagnosis

Pathology shows a partial similarity with Nitri Acidum that is prescribed to 01/LM




CLINICAL PROGNOSIS

- Only surgery with spleen removal guarantees an average survival of 19-83 days. Combining surgery with chemotherapy may increase the survival time, but still less than 10% of patients survive for a year or more.

Homeopathic Prognosis

- Symptoms and signs of the organic disease, prescription of the remedy at low and LM dilution.




Follow – up



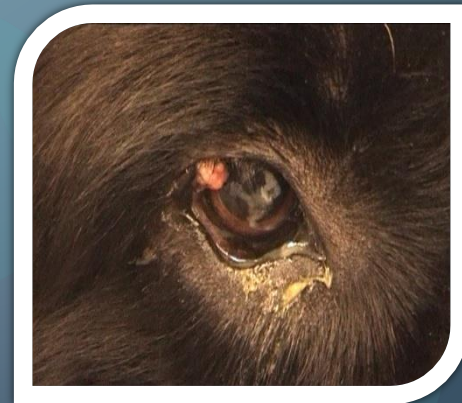
October 31, 2003 the first prescription.






Follow-up

- October 31 2003: Nitri Acidum 01/LM and subsequent remedies according to the clinical picture of the moment, always with dilutions LM
- November 7, 2003 quite good improvement, subject more lively, partial reduction of ocular mass






Follow-up



- June 8, 2005:

Died after 19 months of therapy, when life expectation was three months.

The Owner refers "I found him lying dead in his bed, as if asleep, seemed to rest peacefully."



SECOND LEVEL VETERINARY HOMEOPATHY





Dr. Lorenzo Rossi - Modena


Papillomavirus: virus causing skin lesions that appear first as excoriations and then as cauliflower-shaped, dried, hornlike and whitish masses. In buiatrics, the Bovine Papillomavirus (BPV-DNA virus of the family Papillomaviridae) in its various subtypes, causes neoplastic lesions of the tegumentary system and of the upper digestive tract; they are benign tumors and usually regress, but sometimes persist and may be the point of reference for malignant carcinoma transformation to scaly cells, especially in presence of environmental cofactors.

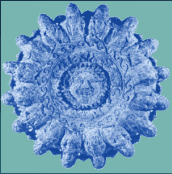
**IN HUMANS CAUSES VARIOUS NEOPLASIAS, GENERALLY
WARTS ON THE SKIN AND MUCOUS PAPILLOMAS**

SECOND LEVEL VETERINARY HOMEOPATHY









SELECTED SYMPTOMS M.S.M.V.



1			SKIN - EXCRESCENCES - fleshy	7
2	1234	1	SKIN - WARTS - jagged	11
3	1234	1	SKIN - WARTS - large	14
4	1234	1	SKIN - WARTS - pedunculated	12
5	1234	1	SKIN - WARTS - hard	13



SECOND LEVEL VETERINARY HOMEOPATHY

- **Clinical prognosis**
- Treatment of papillomas, at least those of significant dimensions, usually is strictly surgical pertinent, resulting improbable, the spontaneous reabsorption, although theoretically possible,
- **Homeopathic Prognosis**
- Well precise symptoms leading to a single remedy.
CH or K high potency dilutions



PRESCRIPTION:

Homeopathic Diagnosis: THUJA

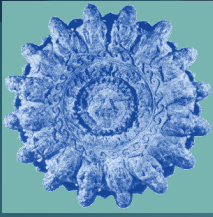
*Prescription: August 28, 2011 THUJA
OCCIDENTALIS XMK every 12 hours for
5 days*

Examination the 28.10.2011





28.10.2011 11:31




SECOND LEVEL VETERINARY HOMEOPATHY



• **Conclusions**

- The homeopathic veterinary methodology, exclusively applied with the symptom direct observation of the pathological outline allows, in any way, an effective therapy.



THIRD LEVEL VETERINARY HOMEOPATHY

- Remedies involving breeding of bees, sheep, goats, pigs and cattle are currently in clinical experimentation. The first results are encouraging but do not allow a proper evaluation.



**THANK YOU
FOR YOUR
ATTENTION**